

i.life B 60cm Vessel Basin, 1 Drawer Unit, Side Unit & Worktop

ILLUSTRATED

T5087	i.life B 60cm vessel washbasin
T5398	i.life B 80cm unit support kit for worktop installation
T5284	i.life B 120cm worktop for vessel installation
A1313	Built-in basin mixer kit 1, horizontal
BD244	Ceraplan single lever wall mounted basin mixer
E1483	1 1/4" Basin clicker waste: unslotted
T5271	Ideal Standard i.life B 80cm wall hung vanity unit with 1 drawer
T5326	i.life 34cm handle



OPTIONS

T5323	i.life B 40cm side unit for worktops with 1 shelf
--------------	---

ILLUSTRATED PRODUCT DETAILS









Weights

T5087	11.00 KG
T5398	3.00 KG
T5284	7.00 KG
A1313	1.26 KG
BD244	1.13 KG

Materials

T5087	Fine Fireclay
T5398	Mixed Material
T5284	Mixed Material
BD244	Chrome Plated Brass
E1483	Chrome Plated Metal
T5271	Mixed Material
T5326	Mixed Material

Finishes

T5087		White (01)
T5398		Neutral / No Finish (67)
T5284		Matt White (DU)
A1313		Unfinished (NU)
BD244		Chrome (AA)
E1483		Chrome (AA)
T5271		Matt White (DU)
T5326		Silk Black (XG)













Flow rates

BD244	5 Litres per minute @ 3 bar pressure
--------------	--------------------------------------

Designer

Palomba Serafini Associati

FINISH OPTIONS

		
(DU) Matt White	(NF) Matt Sandy Beige	(NG) Matt Quartz Grey
		
(NH) Matt Griege	(NV) Matt Carbon Grey	(NW) Coffee Oak
		
(NX) Natural Oak	(AA) Chrome	(XG) Silk Black
		

i.life B 60cm Vessel Basin, 1 Drawer Unit, Side Unit & Worktop

(A2) Brushed Gold (A5) Magnetic Grey (GN) Silver Storm



(YE) Brushed Chrome

Standards

Washbasin to BS EN 14688 & BS EN 31.

Furniture to EN 14749:2005.

Special Notes

Washbasin mounted on countertop using fixing set provided. Joint sealed with waterproof sealant (not supplied). Furniture units should be installed in a bathroom with adequate ventilation. Mounting kit included. Always use appropriate fixings to suit the type of wall. Separate handle required.