

i.life A 1 Drawer Basin unit

ILLUSTRATED

- T6849** i.life A 1 drawer basin unit
- T6852** i.life B 55cm 1 taphole washbasin
- E0157** Wall fixing set
- EE230339** Space saving trap and waste pipe assembly for use with furniture basin units
- T5742** i.life 34cm handle

OPTIONS

- T6846** i.life B 55cm no taphole washbasin
- BD246** Ceraplan single lever basin mixer, with click waste

ILLUSTRATED PRODUCT DETAILS

Sizes

T6852 w:550 x d:435

Weights

T6849 15.42 KG

T6852 16.00 KG

E0157 0.16 KG

EE23033 0.10 KG

9

Materials

T6849 MFC

T6852 Fine Fireclay

E0157 Metal


EE23033 Plastic


9


T5742 Mixed Material

Finishes

T6849  Matt White (DU)










T6852  White (01)

E0157  Neutral/No Finish (67)

EE23033  Neutral/No Finish (67)

T5742  Chrome (AA)

FINISH OPTIONS


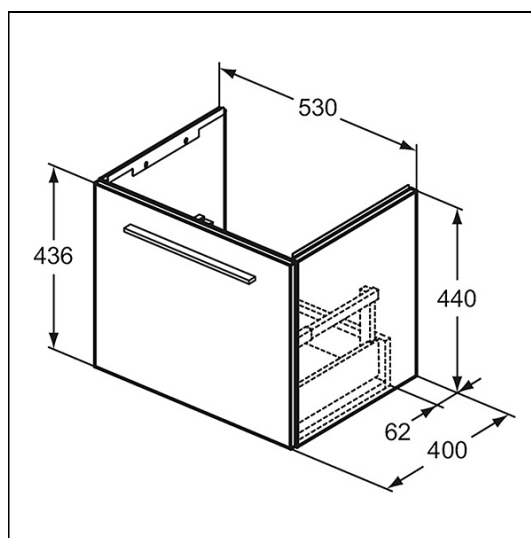
- | | | |
|---|---|---|
|  |  |  |
| (DU) Matt White | (NF) Matt Sandy Beige | (NH) Matt Grieger |
|  |  |  |
| (NG) Matt Quartz Grey | (NV) Matt Carbon Grey | (NW) Coffee Oak |
|  |  |  |
| (NX) Natural Oak | (AA) Chrome | (XG) Silk Black |

Standards

EN 14749:2005

Special Notes

Furniture units should be installed in a bathroom with adequate ventilation. Mounting kit included. Always use appropriate fixings to suit the type of wall. Separate handles required.



i.life A 1 Drawer Basin unit

